

Student visa

‘How to extend your Student visa’ Tutorial ‘In Country’

Rosa Soto, International Student Adviser:
visaadvice@aber.ac.uk



All students should firstly visit <https://www.gov.uk/student-visa/extend-your-visa> and create an account on UKVI online application system.

Apply

You must apply online.

As part of your application you'll need to prove your identity. How you do this depends on where you're from and the type of passport or resident permit you have.

You'll either:

- use the 'UK Immigration: ID Check' app to scan your identity document - you'll also create or sign in to your UK Visas and Immigration (UKVI) account
- give your fingerprints and a photograph (biometric information) at a UK Visa and Citizenship Application Services (UKVCAS) service point - this is to get a biometric residence permit

You'll be told what you need to do when you apply.

Start now >



Click here

Where are you planning to live?

- England, Scotland, Wales or Northern Ireland
- Jersey, Guernsey or the Isle of Man

Continue

Answer 'England, Scotland, Wales or Northern Ireland' and then press 'Continue'.

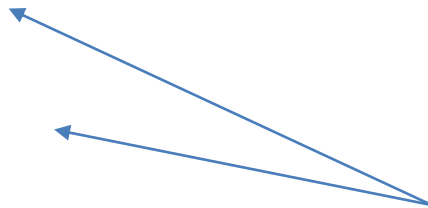
Do you have a current EU, EEA or Swiss passport?

The EEA includes the EU countries and Iceland, Liechtenstein and Norway

Yes

No

Continue



Answer 'Yes' or 'No', press 'Continue'.

Do you have a UK biometric residence permit (BRP)?

You will need your BRP to confirm your identity. If you have lost your BRP, select No.

Yes

No

Continue

Answer 'Yes' or 'No', press 'Continue'.

Is your name on your biometric residence permit the same as on your current passport?

Yes No

Continue

Answer 'Yes' or 'No', press 'Continue'.

Check you can use the app

You can use the app on:

- an iPhone 7 or newer models
- an Android phone with near-field communication (NFC)

Check the phone's settings to see if it has NFC. The phone has NFC if you can use it to make contactless payments.

If you do not have a phone

Ask a friend or family member if you can use their phone. No information is stored on the app or phone after you close it.

You do not have to apply on the phone - you can do the rest of your application on your computer or another device.

We will send your decision letter by email – this can be your email or someone else's. You do not use your decision letter to prove your status.

Continue

← *Check you can use the app on your phone, press 'Continue'.*

Create a UK Visas and Immigration account

To use this service, you need to create an account.

Once you have an account, you can use it to confirm your identity, apply and use other Home Office services.

What you need

You will need your:

- date of birth
- passport
- email address
- phone number

If you need to give someone application access so they can apply for you, you also need their email address and phone number.

Who can create an account

You can create an account for yourself or someone else in some cases - for example, your young child.

Create an account

← Press 'Create an account'.

Create account

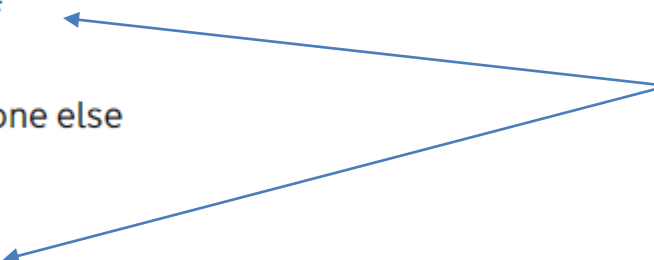
Who are you creating this account for?

Myself

Someone else

Continue

*Select 'Myself', press
'Continue'.*



Create account

What is your country of nationality?

If you have more than one, use the nationality in the identity document you are going to apply with. Use the English spelling or the country code.

Continue

Enter your country of nationality, press 'Continue'.

Enter your biometric residence permit details

Your biometric residence permit details will be linked to your account. Whenever you sign in to your account you will need to enter your biometric residence permit number.



Biometric residence permit number

For example, 'RAX203829'

Expiry date

For example, 29 12 2025

Day	Month	Year
<input type="text"/>	<input type="text"/>	<input type="text"/>

[Continue](#)

Enter your BRP details, press 'Continue'.

What is your date of birth?

For example, 29 3 1976. When you sign in to your account you will need to enter your date of birth.

Day Month Year

<input type="text"/>	<input type="text"/>	<input type="text"/>
----------------------	----------------------	----------------------

▶ [Help with date of birth](#)

Continue

Enter your date of birth, press 'Continue'.

What is your name?

Enter your name as it is written on your identity document. Use the English spelling if it is written in two languages.

Given names

Also known as your first and middle names

Surname

Include all your surnames

Continue

Enter your names as they appear on your passport.

Create account

What email address do you want to use to receive security codes?

We will send a security code to this email address to check you can use it. We will send a new security code every time you sign in.

Enter your Aber email address.

Continue

Check your email

We have sent a 6-digit security code to:

@aber.ac.uk [Change](#)

You need to use this code within 10 minutes or it will expire.

If you have not received a security code, make sure the email address is correct and you have checked your spam folder.

Security code

Enter the code that you received by email.

[Resend security code](#)

Continue

What phone number do you want to use to receive security codes?

We will send a security code by text message (SMS) to this phone to check you can use it. We will send a new security code every time you sign in.

For international numbers include + and the country code.
For example, +39 1 33 45 70 90



Enter your mobile number.

Continue

Check your phone

We have sent a 6-digit security code to:

[Change](#)

You need to use this code within 10 minutes or it will expire.

If you have not received a security code, make sure the phone number is correct.

It may take a few minutes to arrive.

Security code



Enter the code that you received by text.

[Resend security code](#)

Continue

Do you want to add a helper to your account?

This could be a friend, family member or immigration adviser who is helping you with your online application. You can remove their access to your account at any time.

Yes

No

Continue

Answer 'No', press 'Continue'.



Check your answers before you create your account

Identity document

Document type	Biometric Residence Permit	
Document number	<input type="text"/>	Change
Expiry date	<input type="text"/>	Change
Name	<input type="text"/>	Change
Nationality	<input type="text"/>	Change
Date of birth	<input type="text"/>	Change

Check your details.

Account security

Email address	<input type="text"/>
Phone number	<input type="text"/>

Create account



Press 'Create Account'.

UK Visas and Immigration (UKVI) account created

You have created your UKVI account.

Sign in to your UKVI account to start your application

What you need to sign in:

- your identity document number
- your date of birth
- access to your mobile phone or email

You will be sent a security code to your email or mobile phone that will let you sign in.

[Sign in](#)


Confirm your identity using the app

You will need to:

1. Download and open the 'UK Immigration: ID Check' app.
2. Use the app to scan your identity document.
3. Upload a photo of yourself.

[Continue](#)

Students not able to use the 'UK Immigration: ID Check' app will need to follow guidance from pages 22 to 27 to create an account.



Your applications

Student

Started:

Unique application number:



Press 'continue application'.

Confirm your identity

The next questions will find out how you can confirm your identity.

Using the app

The quickest way to confirm your identity is on the 'UK Immigration: ID check' app.

To use the app, you will need:

- your identity document
- an iPhone 7 or newer, or an Android phone that can make contactless payments

You can use someone else's phone if you need to. The app can be deleted once your identity has been confirmed.

Going to a visa centre

If you cannot use the app, you may need to have your fingerprints and photo taken at a visa centre.

If you need to do this, you will be able to book your appointment later.

Continue



Press 'Continue'.

Does your identity document have a biometric chip?

Look for this symbol, usually on the cover of a passport, or at the top of a card



Yes



No

Answer 'yes' or 'no', then continue.

Continue

If answered 'no', and you are unable to use the app, press 'continue' on the next slide

You cannot use the app

Because your identity document does not have a chip, you will need to confirm your identity a different way.

Continue

Press 'continue'



You need to confirm your identity and apply a different way

As you cannot use the app, you will need to:

1. Start a new application. Your current application will be deleted.
2. Register an email address and password - you will not be able to use your UK Visas and Immigration account to apply.
3. Book an appointment to have your fingerprints and photo taken after you apply.

If you are applying outside the UK

Your appointment will be at a visa application centre.

Check if there is a [visa application centre](#) near you. Visa application centres are not available in all countries. You may also need to pay for some services.

If you are applying in the UK

Your appointment will be at a [UK Visa and Citizenship Application Services](#) (UKVCAS) service point.

Continue



Press 'Continue'.

Are you currently in the UK?



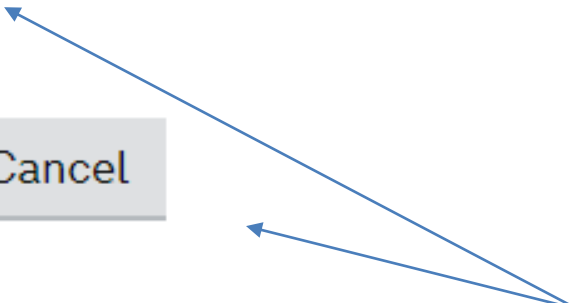
Yes



No

Save and continue

Cancel



Answer 'Yes', press 'Save and continue'.

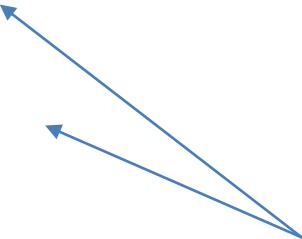
Other Home Office applications

Do you currently have an application with the Home Office for leave to remain for which you have not yet received a decision?

If you have submitted any other applications to the Home Office which have not yet been decided then submitting this application varies those previous applications. This means that only this application, which you are now completing, will now be considered.

Yes No

Save and continue



*Normally this will be your only visa application.
Please contact the International Student Adviser if
you are not sure how to answer this question.
'Save and continue'.*

Register an email

Enter an email address and password so you can save your answers. You will then be emailed a unique link to let you log back in to your application at a later point, if needed.

Throughout your application, you can select the option to 'Return to this application later' in order to re-send the link to your latest saved application.

Emails sent to this address may contain personal sensitive information. We will send a verification email to this email address. This email address must be verified by clicking the link in the verification email before the application can be submitted

Email address

Create a password

Your password must be 8 characters or longer and include a letter and a number or symbol.

Repeat your password



Enter your Aberystwyth Email address and create a password.

Save and continue

Press 'Save and continue'.

Verification email

We have sent a verification email to:

 @aber.ac.uk

This email address must be verified by clicking the link in the email before the application can be submitted.

[Change email address](#)


[Resend verification email](#)

[Save and continue](#)

You will receive a verification email from the UKVI, follow the instructions on the email – do not delete the email as it will contain your personal 'sign in' link.

Registration email address

Who does this email belong to?

@aber.ac.uk

- The applicant
- An immigration adviser based in the UK
- Someone else

Select 'The applicant'.

Save and continue

Press 'Save and continue'.

Immigration adviser

Do you have an immigration adviser based in the UK?

Immigration advisers can advise you on matters relating to immigration and citizenship. For more information, click [here](#).

Yes No


Save and continue

Select 'No', press 'Save and continue'.

Check your answers

Check the information below before you continue to the next section.

Personal information

Are you currently in the UK?	Yes	Change
Do you currently have an application with the Home Office for leave to remain for which you have not yet received a decision?	No	Change
Email address	 @aber.ac.uk	Change
Who does this email belong to?	The applicant	Change


loj25@aber.ac.uk

Immigration adviser

Do you have an immigration adviser based in the UK?	No	Change
-----------------------------------------------------	----	------------------------

Continue

**All students will need to answer questions
from pages 30 to 75.**



BETA This is a new service - your [feedback](#) will help us to improve it.

1. Start **2. Application** 3. Documents 4. Declaration 5. Pay 6. Further actions

Applicant(s)

Once the questions for the main applicant have been completed, you will be able to add additional applicants to this application, such as a family member or dependant

Student

The applicant

Not started

Answer questions about this applicant

Select 'Answer questions about this applicant'. Please note: you will be able to add dependants to the application later, if you are not sure whether you are eligible to bring your family please consult the International Student Adviser.

Your name

Enter your name, as shown in your current passport or travel document. Use the English spelling of your name where provided.

Your given name is usually your first name. If you have middle names, include these with your given name. If your name has a suffix (e.g. Jr), include this with your given name. If you have a patronymic name include it with your given names. You must tell us all your given names.

[I do not have a current passport or travel document](#)

Title

Given name(s)

Your given name is usually your first name.

Family name

Your family name is the surname shared by your family.

*Enter your 'Title' (Mr, Mrs, Miss, etc.),
'Given name(s)' (First name/s), and
'Family name' (Surname/s).*

[I do not have both a given name and a family name](#)

Save and continue

Press 'Save and continue'.

Any other names

In addition to the names already provided, are you now or have you ever been known by another name?

You must provide all your names. For example, if you changed your name after marriage or have a different name that you use for professional purposes.

Yes No

Save and continue

Select 'Yes' or 'No' and then press 'Save and continue'.

Can we use this email address to contact you?

@aber.ac.uk

If possible, we will use this email as your correspondence address. We will use this to contact you about your application and may use it to contact you about your immigration status after your application has been decided. If your application is successful, we may issue a [biometric residence permit \(BRP\)](#) to you. We will use this email address to make the arrangements to deliver the BRP to you. Emails may go to your spam, junk or trash folders.

You must notify us immediately if your email changes. [Find out how to change your details here.](#)

Yes No

Save and continue

Select 'Yes', press 'Save and continue'.

Provide your telephone number

Only include numbers, and for international numbers include the country code. We may contact you by telephone if we have any further questions about your application, or about your immigration status after your application has been decided. This may be a home, work or mobile number.

You must notify us immediately if the contact telephone number you provide as part of this application changes. [Find out how to change your details here.](#)

I cannot be contacted by telephone

Where do you use this telephone number?
You can select more than one option

For use whilst in the UK

For use whilst out of the UK

Provide mobile number and answer all questions, press 'Save and continue'.

Save and continue

Press 'Save and continue'.

Provide your postal address

We may use this address to send sensitive personal information and important documents such as your [biometric residence permit](#). If we can't contact you by email, we will use this postal address. We may use this address for correspondence about your application and may use it to contact you about your immigration status after your application has been decided.

You must notify us immediately if your postal address changes. [Find out how to update your details here](#)

If you live in a flat and your flat number is not showing when using the postcode lookup, enter your address manually.

Enter a UK postcode

[Enter address manually](#)

Is this where you live?

Yes No

When did you start living at this address?

Enter the date format in MM/YYYY

Month Year

Save and continue

*If you are living in University accommodation, please enter this address:
**Post room, Cwrt Mawr L,
Aberystwyth University,
Penglais, Aberystwyth,
SY23 3AN***

If you are living in private accommodation, please enter the address that you are living in Aberystwyth. You can search for the address using a postcode, or you can enter the address manually.

About this property

Select which option applies to your home:

I own it

I rent it

Provide contact details for your landlord

Landlord's name

This may be the name of a company or a person

Landlord's telephone number

Landlord's address

Town/City

Postal code (if applicable)

Province/Region/State

Country

If you are living in University accommodation, please enter these details:

Landlord's name: Aberystwyth University

Landlords telephone number:
01970 622984

Landlord's address:

The Accommodation Office
Estates, Facilities & Residences

Y Sgubor
Fferm Penglais

Aberystwyth
SY23 3FH

Save and continue

Once completed, press
'Save and Continue'.

Previous address history

Is this a UK address?

Yes No

Enter a UK postcode

Find UK address

[Enter address manually](#)

When did you start living at this address?

Enter date in the format MM YYYY

Month Year

When did you stop living at this address?

Enter date in the format MM YYYY

Month Year

Save and continue

Answer all questions.

Other addresses in the past 2 years

Have you lived at any other addresses in the UK or abroad in the past 2 years?

Yes No

Answer 'yes' or 'no', then press save and continue.

Save and continue

Your sex and relationship status

What is your sex, as shown in your passport or travel document?

- Male
- Female
- Unspecified

What is your relationship status?

[I am unsure of my current relationship status](#)

Save and continue

*Answer all questions, press
'Save and continue'.*

Your nationality, country and date of birth

Country of nationality

If you have previous or additional nationalities, you will be able to add these later in the application.

Country of birth

Place of birth

Enter your place of birth (for example, the city or province), as shown on your passport or travel document.

Date of birth

For example, 31 3 2020

Day Month Year

Answer all questions.

Save and continue

Press 'Save and continue'.

Your passport

Do you have a valid passport?

Use your passport to complete this section. If you cannot supply your current and valid passport as part of your application, select No.

Yes No

Passport number

Issuing authority

On your passport this could also be referred to as 'country of issue' or 'place of issue'.

Issue date

For example, 31 3 2020

Day Month Year

Expiry date

For example, 31 3 2020

Day Month Year

Confirm you can provide this passport

 I can provide this passport if required

Answer all questions.

Save and continue

Press 'Save and continue'.

Your identity card

Do you have a valid national identity card?

This includes identity cards, issued from non-UK governments. This does not include driving licences. If you have an internal passport, provide the details here.

Yes No

Save and continue

Select 'Yes' or 'No', press 'Save and continue'.

Your other nationalities

Do you currently hold, or have you ever held, any other nationality or citizenship?
You must provide all the nationalities that you currently hold or have ever held.

Yes No

Save and continue

Select 'Yes' or 'No', press 'Save and continue'.

Your current UK immigration status

Do you currently have a visa or leave to remain?

Yes No

What type of visa or leave to remain do you have?

▶ [I have a different visa or leave to remain](#)

Select 'Yes', then select 'Tier 4 (General) leave to remain', or 'Student visa'. If you have a non-Tier 4 visa/Student visa, please contact visaadvice@aber.ac.uk

Save and continue

Press 'Save and continue'.

Your current visa or leave to remain

What is the start date of your current visa or leave to remain?

Enter date in the format DD MM YYYY

Day Month Year

What is the end date of your current visa or leave to remain?

Day Month Year

Enter the start and end date of your current visa, you will find these on your BRP or visa vignette.

Save and continue

Press 'Save and continue'.

Revocation, cancellation or curtailment

Has your visa or leave to remain ever been revoked, cancelled or curtailed?

This means your visa or leave was withdrawn after it had been granted. You would have been informed by the Home Office.

Yes No

Save and continue

Make sure you answer the question truthfully. If you answer 'Yes', please tell us. Press 'Save and continue'.

Time in the UK

How long have you lived in the UK?

Year(s)

Month(s)

Enter the number of years and months that you have lived in the UK, press 'Save and continue'.

Save and continue

You must give details about both parents if you know them. If you only have some of your parents' details, you should fill in as much as you can.

[What if I do not have my parents' details?](#)

What is this person's relationship to you?

- Mother
- Father
- Stepmother
- Stepfather

Title

Given names

Family name

If they do not have both a given and family name, enter their name(s) in the Given names field.

Date of birth

Enter date in the format DD MM YYYY

Day Month Year

Country of Nationality

Have they always had the same nationality?

- Yes
- No
- Don't know

Save and continue

Parents details

Answer all questions, then 'Save and continue'

Biometric residence permit (BRP)

Do you have a biometric residence permit?

Read guidance about [what a BRP is](#) and [see examples](#) of what they look like and where to find the BRP number.

- Yes, I have a biometric residence permit
- No, I had a biometric residence permit for my most recent leave, but I do not have it now
- No, I did not have a biometric residence permit for my most recent leave

Not all students will have a BRP, if you are unsure how to answer the question please consult the International Student Adviser.

Save and continue

Press 'Save and continue'.

Your National Insurance number

What is your current National Insurance number?

Example QQ 12 34 56 C

I do not have a National Insurance number

Save and continue

You will need to provide details of your National Insurance Number – do not worry if you do not have one!

Press 'Save and continue'.

Driving licence

Do you have a UK driving licence?

Yes No

Save and continue

Answer 'Yes' or 'No', press 'Save and continue.'

World travel history

Have you been to any other countries in the past 10 years?

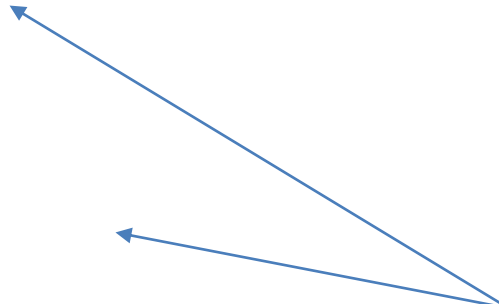
Do not include visits to the UK, USA, Canada, Australia, New Zealand, Switzerland or the European Economic Area.

▶ [Which countries are part of the European Economic Area \(EEA\)?](#)

Yes

No

Save and continue



Provide details of all relevant travel, press 'Save and continue'.

Have you provided evidence of your English language ability in a previous application?

You must have been granted a visa or permission to stay after meeting the language requirement at level B1 or above. For example:

- scored level B1, B2, C1 or C2 on an [approved English language test](#) which assessed your reading, writing, speaking and listening skills
- have a degree which was taught in English
- have an English GCSE, A level or Scottish National 4 or 5, Higher, or Advanced Higher qualification
- if you were a student, your sponsor confirmed on your CAS that you met the required level

Yes No

Save and continue



Answer 'Yes' or 'No', press 'Save and continue.'

Immigration history

For either the UK or any other country, have you ever been:

- Refused a visa
- Refused entry at the border
- Refused permission to stay or remain
- Refused asylum
- Deported
- Removed
- Required to leave
- Excluded or banned from entry

Yes No

Save and continue

Answer 'Yes' or 'No', press 'Save and continue'.

Breach of UK immigration law

Have you ever:

- entered the UK illegally
- remained in the UK beyond the validity of your visa or permission to stay
- breached the conditions of your leave, for example, worked without permission or received public funds when you did not have permission
- given false information when applying for a visa, leave to enter, or leave to remain
- breached UK immigration law in any other way

Yes No

Save and continue

Answer 'Yes' or 'No', press 'Save and continue'.

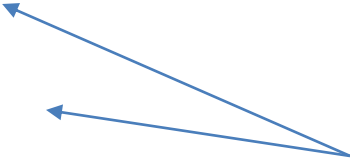
Medical treatment in the UK

Have you ever been given medical treatment in the UK?

For example, if you visited a doctor, clinic or hospital, this counts as having medical treatment

Yes No

Save and continue



Answer 'Yes' or 'No', press 'Save and continue'. If you answer 'Yes' you will need to provide details of costs and treatment.

Public funds

Have you ever received any public funds (money) in the UK?

This includes benefits for people on low incomes, such as housing or child benefits.

Yes No

Save and continue



Most students answer 'No' to this question.

Convictions and other penalties

At any time have you ever had any of the following, in the UK or in another country?

Only select one answer at a time. If you need to give more than one answer, you can do so on another page.

- A criminal conviction
- A penalty for a driving offence, for example disqualification for speeding or no motor insurance
- An arrest or charge for which you are currently on, or awaiting trial
- A caution, warning, reprimand or other penalty
- A civil court judgment against you, for example for non payment of debt, bankruptcy proceedings or anti-social behaviour
- A civil penalty issued under UK immigration law
- No, I have never had any of these

Make sure you answer all the questions truthfully. If you answer 'Yes' to any, please tell us.

You must tell us about spent as well as unspent convictions. You must tell us about any absolute or conditional discharges you have received for an offence.

Save and continue

Press 'Save and continue'.

War crimes

You must read all of the information on this page before answering.

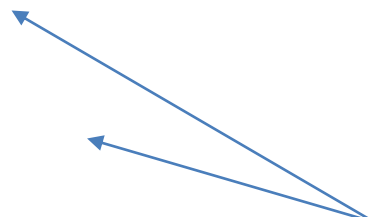
▶ [War crimes](#)

In either peace or war time have you ever been involved in, or suspected of involvement in, war crimes, crimes against humanity, or genocide?

Yes No

I have read all of the information about war crimes, including the guidance

Save and continue



You will need to read the information provided before answering 'Yes' or 'No', press 'Save and continue'.

Terrorist activities, organisations and views

You must read all of the information on this page before answering.

▶ [Terrorist activities](#)

Have you ever been involved in, supported or encouraged terrorist activities in any country?

Yes No

▶ [Terrorist organisations](#)

Have you ever been a member of, or given support to, an organisation which has been concerned in terrorism?

Yes No

Have you, by any means or medium, expressed views that justify or glorify terrorist violence or that may encourage others to commit terrorist or other serious criminal acts?

Yes No

I have read all of the information about terrorist activities, organisations and views, including the guidance

Save and continue

You will need to read the information provided before answering 'Yes' or 'No', press 'Save and continue'.

Extremist organisations and views

You must read all of the information on this page before answering.

▶ [Extremist organisations](#)

Have you ever been a member of, or given support to, an organisation which is or has been concerned with extremism?

Yes

No

▶ [Extremist views](#)

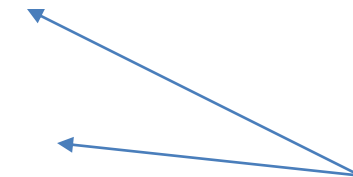
Have you, by any means or medium, expressed any extremist views?

Yes

No

I have read all of the information about extremist organisations and views, including the guidance

Save and continue



You will need to read the information provided before answering 'Yes' or 'No', press 'Save and continue'.

Person of good character

Have you, as a part of your employment or otherwise, undertaken paid or unpaid activity on behalf of a non-UK government which you know to be dangerous to the interests or national security of the UK or its allies?

Yes No

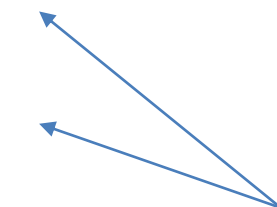
Have you ever engaged in any other activities which might indicate that you may not be considered to be a person of good character?

Yes No

Is there any other information about your character or behaviour which you would like to make us aware of?

Yes No

Save and continue



Answer 'Yes' or 'No', press 'Save and continue'.

Your employment history

Have you ever worked for any of the following types of organisation?
Include information for any paid or unpaid work. Select all that apply.

- Armed Forces (career)
- Armed Forces (compulsory national or military service)
- Government (including Public or Civil Administration and non-military compulsory national service)
- Intelligence services
- Security organisations (including police and private security services)
- Media organisations
- Judiciary (including work as a judge or magistrate)
- I have not worked in any of the jobs listed above

Save and continue

Select any organisations that you have worked in, press 'Save and continue'

Sponsor licence number and address

This information is on your Confirmation of Acceptance for Studies (CAS) statement, or contact your sponsor to get their licence number.

What is your sponsor licence number?

CMRTYMH23

Enter 'CMRTYMH23'.

Sponsor's address

Aberystwyth University

Cledwyn Building

Penglais

Use this address as the 'Sponsor's address'.

Town/City

Aberystwyth

Postcode

SY23 3DD

Save and continue

Don't forget to 'Save and continue'.

Place of Study

What type of sponsor will you be studying with?

The [Register of Student sponsors](#) sets out what type of sponsor each institution on the register is. A Higher Education Provider with a track record of compliance will have the status 'General Student Sponsor – Track Record'.

- Independent School
- Higher Education Provider
- Higher Education Provider with a track record of compliance
- Overseas Higher Education Provider
- Publicly Funded College
- Private Provider

Select 'Higher education institution with a track record of compliance'.

▶ [What is the difference between a school and a higher education institution?](#)

Save and continue

Press 'Save and continue'.

Primary site of study

Is this the site where the majority of your study will take place?

Aberystwyth University
Cledwyn Building
Penglais
Aberystwyth
SY23 3DD

Yes No

Address of your primary site of study

Town/City

Postcode

Select 'No' and enter the address of your academic department available from your draft CAS.

Save and continue

Press 'Save and continue'.

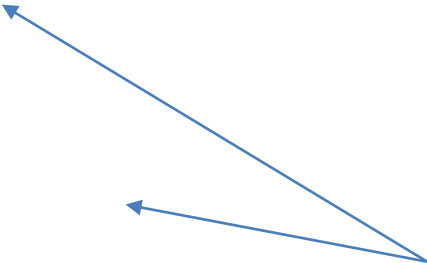
UCAS details

Did you apply for your course through UCAS?

Yes No

▶ [What is UCAS?](#)

Save and continue



Answer 'Yes' or 'No', press 'Save and continue'.

Academic Technology Approval Scheme (ATAS)

Students of certain sensitive subjects, knowledge of which could be used in programmes to develop weapons of mass destruction or their means of delivery, will need to apply for an ATAS certificate before they can study in the UK. You can [find out if you need an ATAS certificate here](#).

Do you need to obtain permission from the ATAS?

Yes No

Save and continue

Your CAS will say if you need ATAS. Consult the International Student Adviser if you are not sure whether you need ATAS clearance.

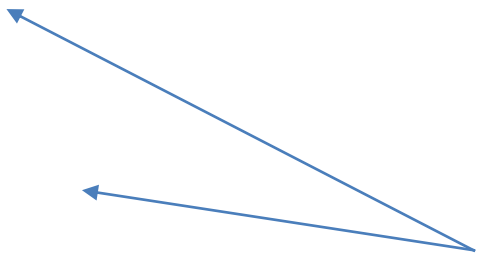
Current or past official financial sponsor

Are you currently receiving money from an official financial sponsor - or have you received money from an official financial sponsor in the past 12 months?

Yes No

▶ [What is an official financial sponsor?](#)

Save and continue



If you have received official financial sponsorship, for example from your government, you will need permission from your sponsors to extend your stay in the UK.

Future official financial sponsor

Will you be receiving money from an official financial sponsor for your continuing studies?

Yes No

▶ [What is an official financial sponsor?](#)

Save and continue



Answer 'Yes' or 'No', press 'Save and continue'.

Course information

Name of sponsor institution (school/college/university)

← Enter 'Aberystwyth University'.

Course name

Qualification you will get

This is the level of the qualification you will receive at the end of your course. If you are unsure about the level of your qualification, [find out what qualification levels mean here](#) or ask your sponsor institution.

You will find this information on your CAS.

Are you going to be a student union sabbatical officer?

▶ [What is a student union sabbatical officer?](#)

Yes No

← Most students will reply 'No'.

← Always 'Save and continue'.

Course dates

Course start date

Provide the start date of your main course of study, but do not include any other courses you may be taking before.

Enter date in the format DD MM YYYY

Day Month Year

Course end date

Day Month Year

You will find this information on your CAS.

Save and continue

Press 'Save and continue'.

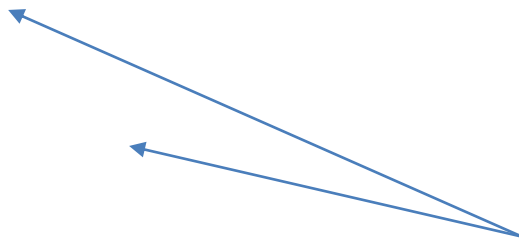
Student Loan

You must show that you have enough money to cover your course fees, and living costs for you and any dependants [Read the guidance](#) to find out how much money you need to show and what documents you can use as evidence.

Are any of the funds required for this application in the form of a student loan?

Yes No

Save and continue



Answer 'Yes' or 'No', press 'Save and continue'.

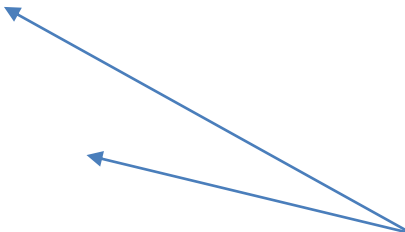
Your Confirmation of Acceptance for Studies

Do you have a Confirmation of Acceptance for Studies (CAS) number?

Yes No

Confirmation of Acceptance for Studies reference number

Save and continue



You need to have received your CAS number before you can complete your Student visa application.

1. Start **2. Application** 3. Documents 4. Declaration 5. Pay 6. Further actions

[◀ Back](#)


Check your answers

Check the information below before you continue to the next section.

Personal information

Who does this email address belong to? You

[Change](#)

@aber.ac.uk

Do you have another email address? No

[Change](#)

*You can now check all the answers that you have provided, once you have done this, scroll to the bottom of the screen and click on **'Continue'**.*

*If you are not adding any dependants to your application, click on **'Continue'**.*



Stop when you reach the ‘**Documents**’ page and make an appointment to see **Rosa Soto, International Student Adviser**. To book an appointment please email: visaadvice@aber.ac.uk

Documents that you will need in support of your application:

- Passport & Visa
- CAS letter
- If you hold a valid visa and have been living in the UK for the last 12 months, you will not need to submit financial evidence.
- If you do not have a valid visa and have not been living in the UK for the last 12 months, you will need to prepare financial evidence that shows that you have enough funds to cover your tuition fees **PLUS** living costs (£1,023 per month up to a maximum of nine months). **You must have had this in your bank account for a minimum of 28 continuous days.**
- If your visa application includes any dependants you will need to show that you have £680 per dependant, per month of the visa length, up to a maximum of nine months. **You must have had this in your bank account for a minimum of 28 continuous days.**

(Continued...)

Continued from previous page.

- Certificates of previous qualifications – the list is in your CAS letter. If they are not in English they must be officially translated.
- Course Fee Payment Receipts- if you have already paid some of your fees
- Police registration certificate (if applicable)
- ATAS certificate (if applicable)
- Credit/debit card to pay for your Immigration Health Surcharge and visa application fee.